tecnologia
ferro
flessibilità
LAIFE SpA Via dei Guazzi 25, 52014 Poppi (AR)
Tel. 0575-529333 Fax 0575-529498 Mail: info@laife.it

Silos Telescopici Ø2380

Scheda tecnica: STD–STL25

Data 29/07/2010 | Rev. A

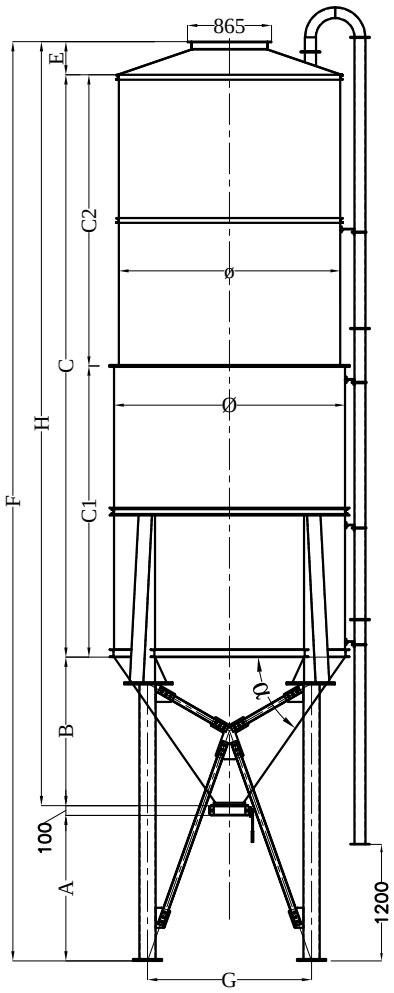

CURVA TUBI

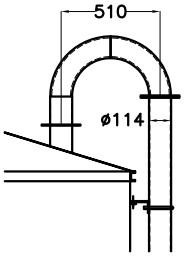

FORATURA SU TETTO SILOS

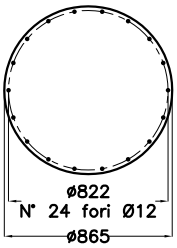

FLANGIA DI USCITA CONO SILOS

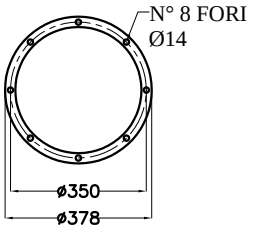

PIASTRA DI FONDAZIONE TIPO "A"

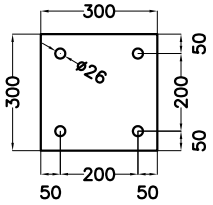

PIANTA DI FONDAZIONE

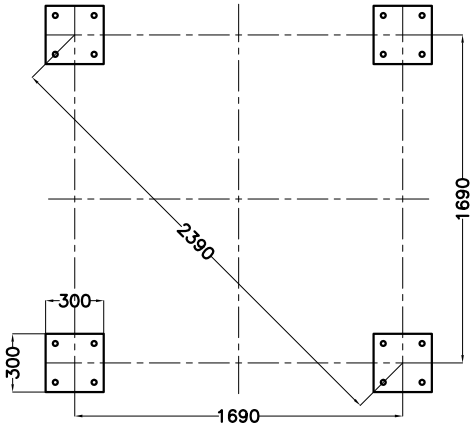

PIANTA SILOS

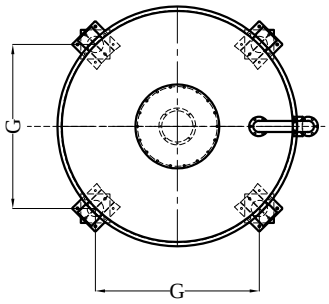

PIASTRA DI FONDAZIONE TIPO "B

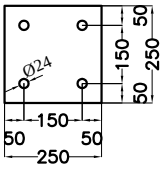

SCHEMA PER TRASPORTO

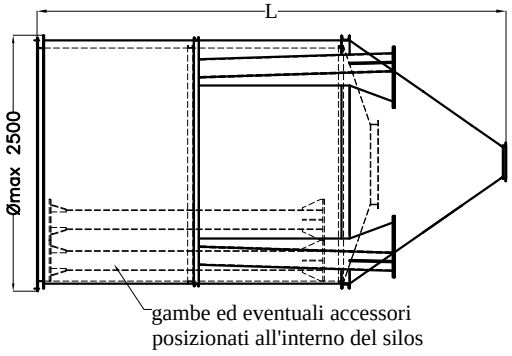

FLANGIA FINALE TUBO DI CARICO

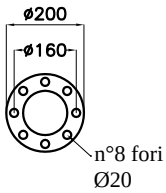

FLANGIA INTERMEDIA TUBI DI CARICO

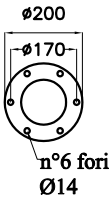

Tipologia cono	Silos Telescopici inclinazione cono STANDARD α=55°						Silos Telescopici inclinazione cono SPECIALE α=60°					
Codice	STL25-16	STL25-23	STL25-29	STL25-36	STL25-43	STL25-50	STL25C-16	STL25C-23	STL25C-29	STL25C-36	STL25C-43	STL25C-50
CAPACITA' Mc	16	23	29	36	43	50	16	23	29	36	43	50
N. VIROLE	2	3	4	5	6	7	2	3	4	5	6	7
Piastra fondaz. S=0	B	B	B	B	B	B	B	B	B	B	B	B
Piastra fondaz. S=9	B	B	B	A	A	A	B	B	B	A	A	A
Ø	2380	2380	2380	2380	2380	2380	2380	2380	2380	2380	2380	2380
ø	2280	2280	2280	2280	2280	2280	2280	2280	2280	2280	2280	2280
A	1500	1500	1500	1500	1500	1500	1500	1500	1500	1500	1500	1500
B	1530	1530	1530	1530	1530	1530	1815	1815	1815	1815	1815	1815
C	3000	4500	6000	7500	9000	10500	3000	4500	6000	7500	9000	10500
C1	1500	3000	3000	4500	4500	6000	1500	3000	3000	4500	4500	6000
C2	1500	1500	3000	3000	4500	4500	1500	1500	3000	3000	4500	4500
L	3180	4680	4680	6180	6180	7680	3465	4965	4965	6465	6465	7965
E	330	330	330	330	330	330	330	330	330	330	330	330
H	4860	6360	7860	9360	10860	12360	5145	6645	8145	9645	11145	12645
F	6460	7960	9460	10960	12460	13960	6745	8245	9745	11245	12745	14245
G	1690	1690	1690	1690	1690	1690	1690	1690	1690	1690	1690	1690